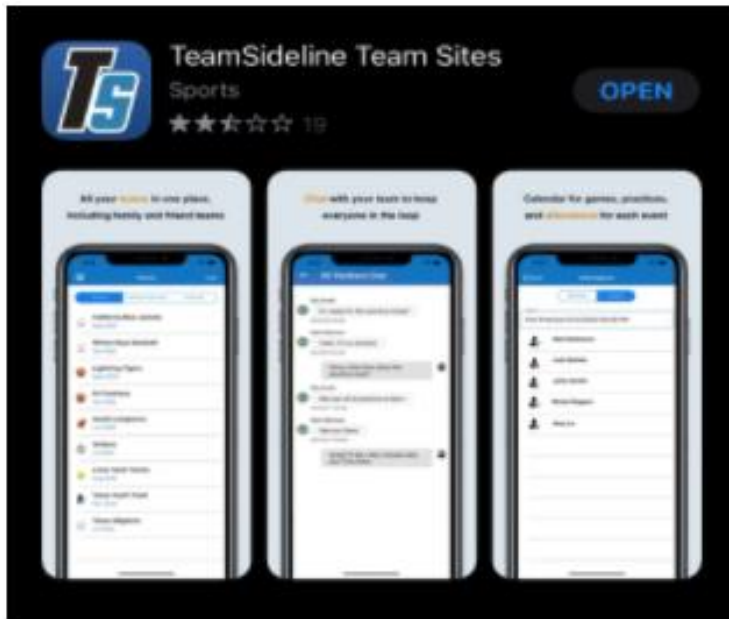
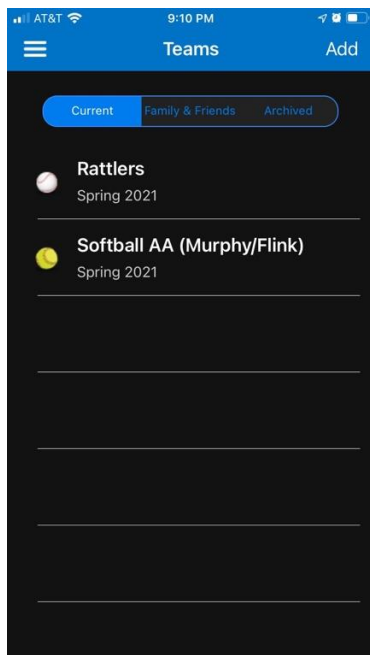


Download Team Sideline App from your App Store

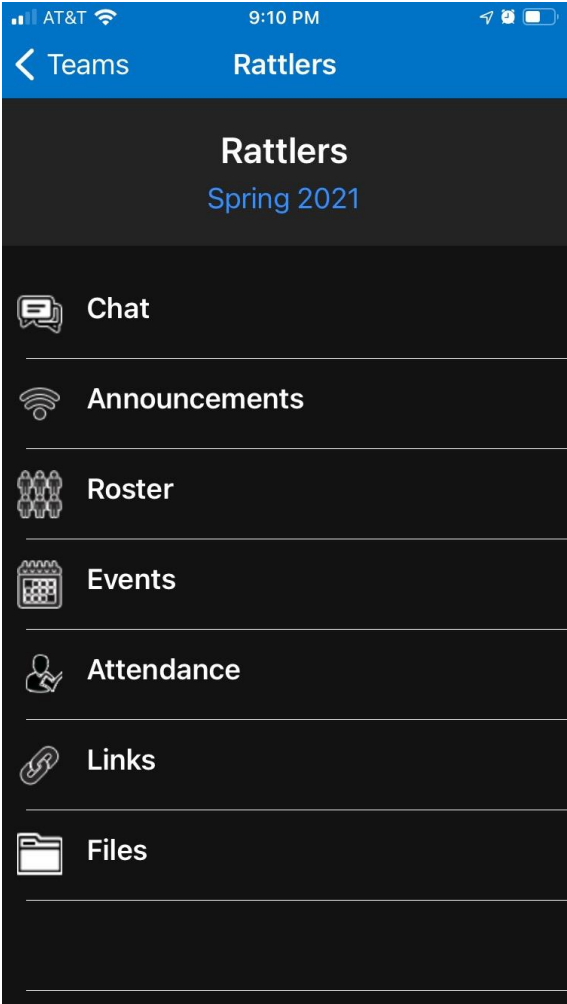


Login with the address that you used to register your player(s). Allowing notifications will allow you to see schedule change, notifications of messages sent out and allow you to RSVP from your phone when the reminders come out two days before practice or game day, all without having to check your email. See below for sharing schedule with family members.

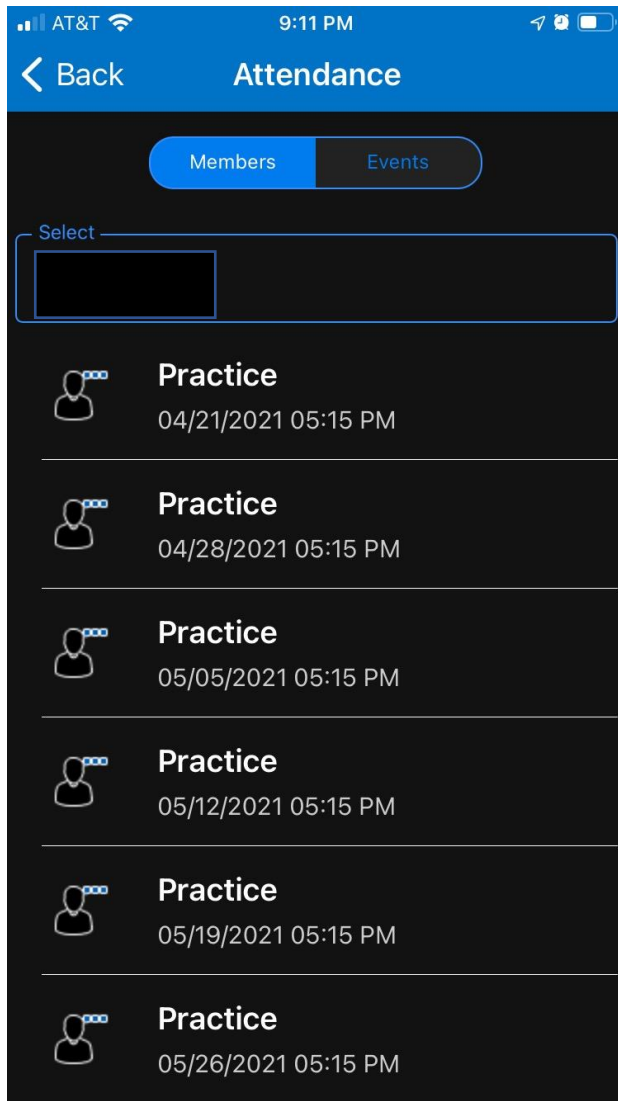
You will see the teams that your player is registered for. If you don't please email eflink@westonctbbsb.com



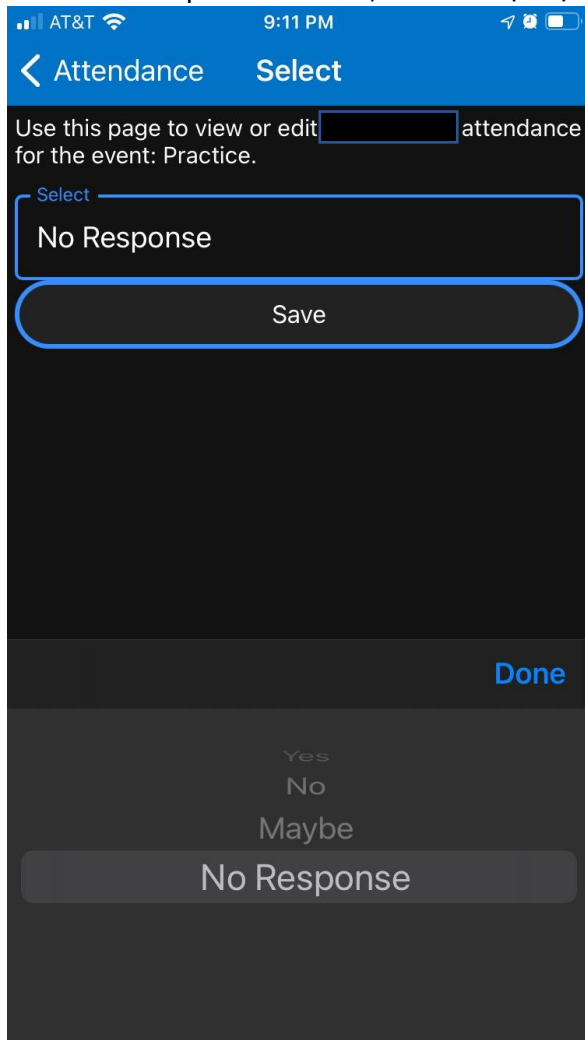
Once a team is selected you can view the roster, announcements posted by coaches, upcoming schedule, and register your attendance in advance of the reminder alerts that come out two days before game day.



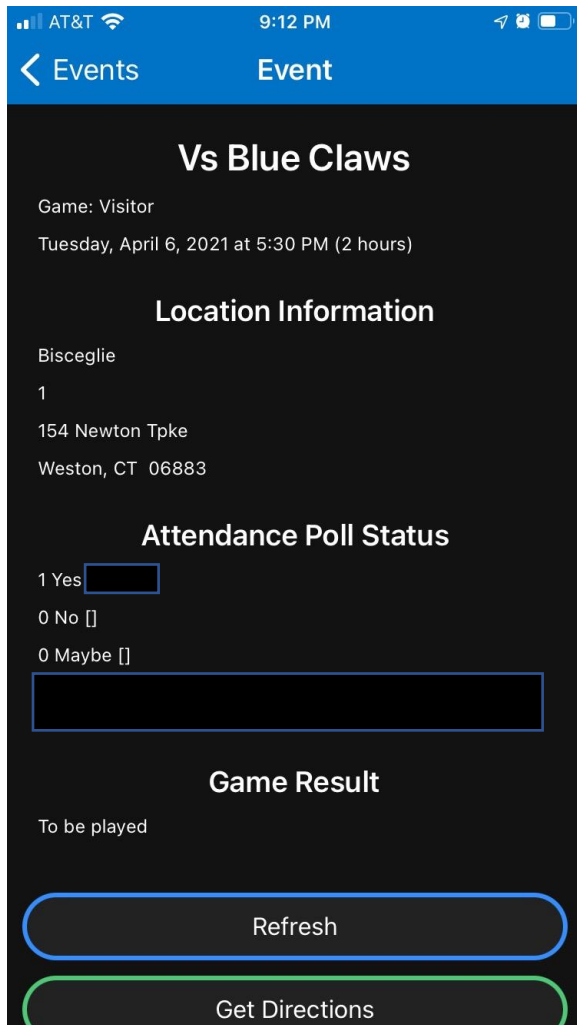
To RSVP click on Attendance, select the player you are RSVPing for and click on the event



Once on the specified event, select Yes/No/Maybe or leave as no response



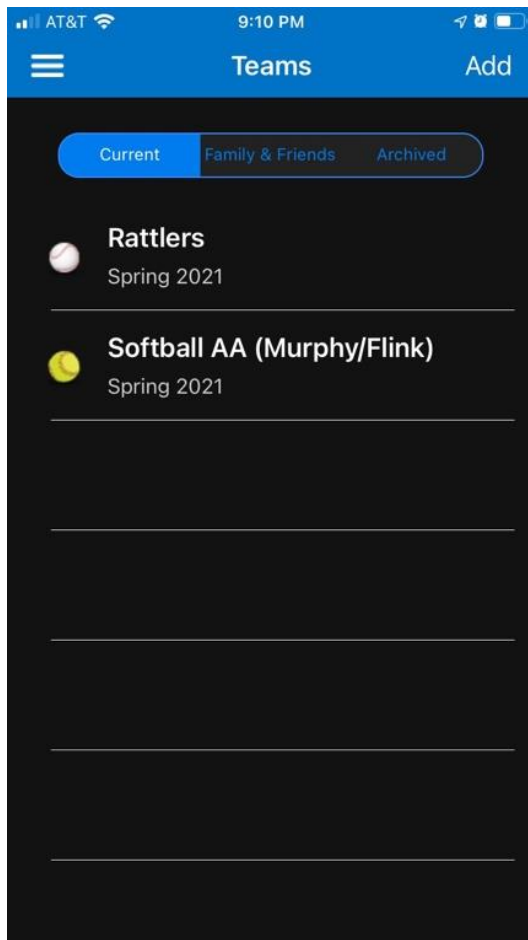
Selecting Events from the menu screen will show you the location of the game and show you the RSVP responses to that event.



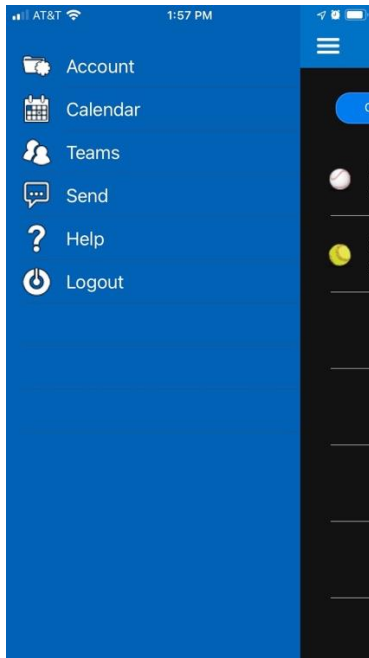
SHARING SCHEDULES WITH FAMILY MEMBERS

You can also send invites to team schedules to family members and friends. This will give them view access into the team schedules. They do not get access to see rosters, RSVP, or communicate with the team. They will need to create a Team Sideline account, when logging in for the first time select (forgot password). ** If you want to add another parent to a team roster which will give them the ability to additional features see below.

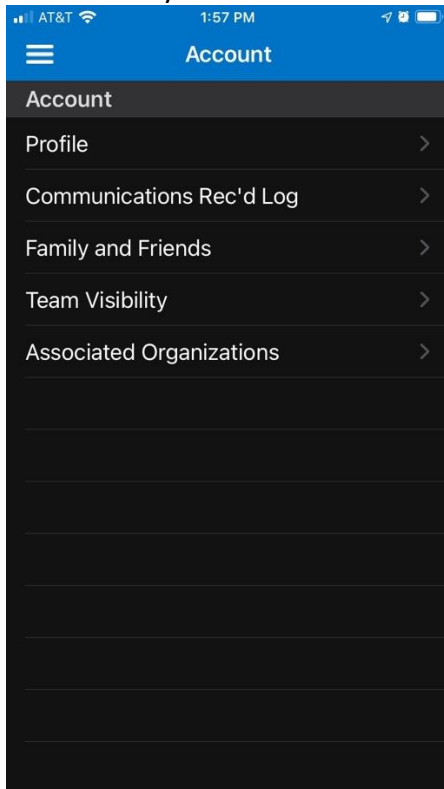
Click Menu Bar (three lines) on top left of screen



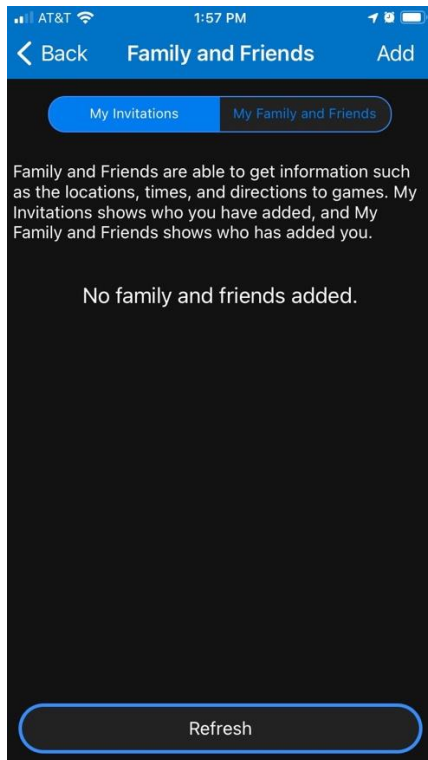
Select Account



Select Family and Friends



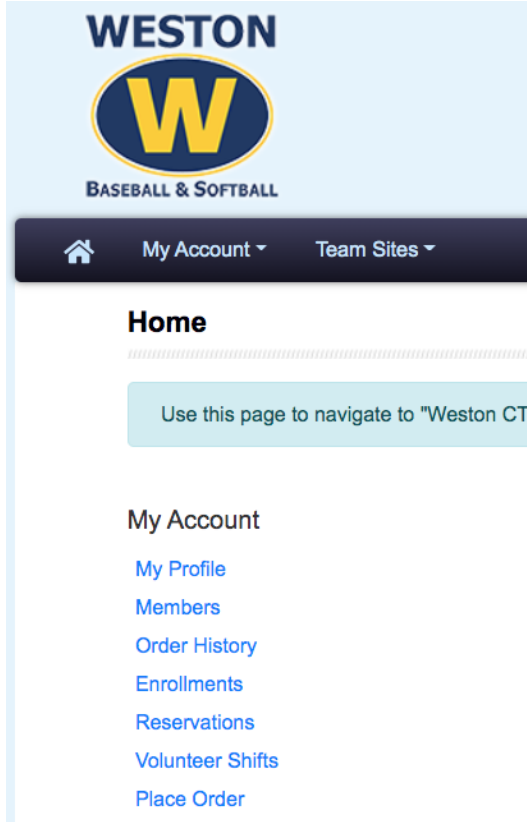
Select Add and enter email address to share with. Once set have the family member check their SPAM or Promotions folders if they do not see the email within 10 minutes.



Once on the app use the Calendar Menu or the Team Event menu to see the schedule of events.

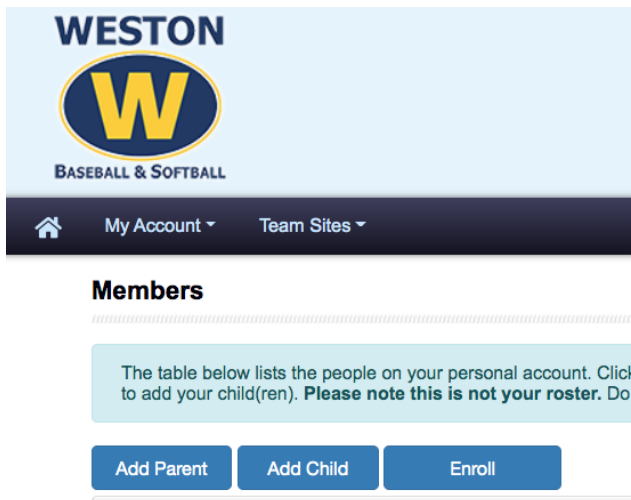
ADDING A SECOND PARENT TO A TEAM ROSTER

If you have more than one parent that would like access to the full features of the team. Log into the primary account via the web and select Members



The screenshot shows the top portion of the Weston Baseball & Softball website. At the top is the Weston logo, which consists of the word "WESTON" in blue, a yellow "W" inside a blue oval, and the words "BASEBALL & SOFTBALL" below it. Below the logo is a dark navigation bar with a home icon, "My Account" with a dropdown arrow, and "Team Sites" with a dropdown arrow. Underneath the navigation bar is the "Home" section, which includes a light blue callout box with the text "Use this page to navigate to 'Weston CT'". Below this is a "My Account" section with a list of links: "My Profile", "Members", "Order History", "Enrollments", "Reservations", "Volunteer Shifts", and "Place Order".

Select Add Parent



The screenshot shows the "Members" page of the Weston Baseball & Softball website. It features the same Weston logo and navigation bar as the previous screenshot. Below the navigation bar is the "Members" section, which includes a light blue callout box with the text: "The table below lists the people on your personal account. Click to add your child(ren). **Please note this is not your roster.** Do". Below the callout box are three blue buttons: "Add Parent", "Add Child", and "Enroll".

Enter Required information (Please include email address even though not mandatory) and click Add. The Parent you added will then be able to sign into the website. The first time signing on you will need to select forgot password which will prompt an email to be sent to the email address (check junk folders) then allow the new user to set up a password of their choosing. They will now be able to log into the Team Sideline App.

***Because Rosters have already been assigned you will also need to email the parents information to erin.flink@westonctbbsb.com so that the parent can be added to the team roster. Once registered in the system any additional teams your child is added to (travel or future seasons) will be visible without this extra step.

Add Parent

Use this page to add a parent to your account.

Email Address

First Name *

Last Name *

Same As Primary? Check if address is the same address as the Primary Account Holder.

Street Address *

City, State, Zip * Weston CT 06883

Phone 1 * Ext. Select ▼

Phone 2 Ext. Select ▼

Phone 3 Ext. Select ▼